



Fireplaces, Mantels, Hearths & Interiors



HADDONSTONE

Fine garden ornaments
and architectural stonework

FIREPLACES & INTERIORS MANTELS AND CHIMNEY PIECES

Haddonstone slips allow for an opening of 572 x 420-470mm (22½" x 16½" - 18½"). Full details and dimensions are given on the appropriate Tech Sheet. Hearths and Back Hearths are available to suit all styles or can be supplied separately for use with a customer's own stove. Fireback Tiles are also available.

Deco Chimney Piece with Mantel

HF136W

Height: 1045mm (45 1/8")
Width: 1270mm (50")
Height of opening: 762mm (30")
Width of opening: 740mm (29 1/8")
Weight: 211kg (465 lb)

Hearth: 1270 x 450 x 63mm
(50" x 17 3/4" x 2 1/2")
Weight of hearth: 84kg (185 lb)
Weight of Slips: 62kg (137 lb)

Deco Chimney Piece with Mantel HF136W including Slips and Hearth, shown with Firebox X891.



Deco Chimney Piece HF135W

A stunning chimney piece in the Art Deco style.

Height: 977mm (38 1/2")
Width: 1170mm (46 1/8")
Height of opening: 762mm (30")
Width of opening: 740mm (29 1/8")
Weight: 172kg (379lb)

Hearth: as HF136W above

Deco Chimney Piece HF135W including Slips and Hearth, shown with Firebox X891.

Adam Chimney Piece HF110W

An elegant design in the style of Robert Adam (1728-92), the prolific XVIII century architect. This chimney piece incorporates legs in the form of Ionic half columns supporting a mantel featuring swags and medallions surmounted by a dentilled cornice.

Rebated, including Slips and Hearth

Height: 1191mm (46 ⁷ / ₈ "	Height of opening: 903mm (35 ¹ / ₂ "
Width of base: 1271mm (50")	Width of opening: 915mm (36")
Width of mantel: 1409mm (55 ¹ / ₂ "	Weight: 231kg (509 lb)

Hearth: 1425 x 510 x 63mm (56¹/₈" x 20" x 2¹/₂"
 Weight of Hearth: 105kg (232 lb)
 Weight of Slips: 84kg (185 lb)

TS Tech Sheet No. M27

Adam Chimney Piece HPF125 (USA only)

Hearth HPF126	Height of opening: 33 ¹ / ₂ "
Height: 48"	Width of opening: 40 ⁹ / ₁₆ "
Width of mantel: 60"	Weight: 577 lb

Large Adam Chimney Piece HPF122 (USA only)

Hearth HPF124	Height of opening: 39 ¹ / ₂ "
Height: 54 ¹ / ₁₆ "	Width of opening: 48"
Width of mantel: 67 ⁷ / ₁₆ "	Weight: 558 lb



Adam Chimney Piece HF110W including Slips, Hearth, shown with optional Fire Basket WF200

Louis XV Chimney Piece HF150W

A very pretty Louis XV-style chimney piece with shaped apron, typical mouldings and shell decoration, including hearth.

Height: 1065mm (42")	Width of opening: 940mm (37")
Width at base: 1214mm (47 ³ / ₄ "	Weight: 236kg (520 lb)
Width at mantel: 1282mm (50 ¹ / ₂ "	Hearth/Kerb: 1100 x 525 x 95mm
Height of opening at centre: 850mm (33 ¹ / ₂ "	(43 ¹ / ₄ " x 20 ¹ / ₂ " x 3 ³ / ₄ "
	Weight of Hearth: 82kg (181 lb)

TS Tech Sheet No. M30

Louis XV Chimney Piece HF151W

As HF150W, but rebated for Slips. TS Tech Sheet No. M30

Louis XV Chimney Piece HPF152 (USA only)

Hearth HPF161	Height of opening: 40"
Height: 50 ⁹ / ₁₆ "	Width of opening: 48"
Width of mantel: 66 ¹ / ₈ "	Weight: 624 lb



Louis XV Chimney Piece HF150W including Kerb and Hearth shown with non-standard Fire Basket

FIREPLACES & INTERIORS MANTELS AND CHIMNEY PIECES

Tudor Chimney Piece HF601W, HF610W

Manufactured without rebates for use with Hearth Blocks only. Stove not available.

Originally designed by Haddonstone for a private client as part of the refurbishment of their charming Tudor house.

Options are as follows:

HF601W: Rose/Rose Shields
HF605W: Rose/Thistle Shields
HF610W: Excluding Shields

HF4A: Back Hearth
HP450: Fire Back Tiles

Height: 1220mm (48")
Width: 1485mm (58½")
Height of opening: 1035mm (40¾")
Width of opening: 1120mm (44")
Depth: 165mm (6½")
Weight: 182kg (401 lb)

Hearth: 1620 x 510 x 63mm
(56½" x 20" x 2½")
Weight of hearth: 120kg (265 lb)

Tudor Chimney Piece HF610W including Hearth, with optional Back Hearth HF4A and non-standard Fireback Tiles.

TS Tech Sheet No. M36



Tudor Chimney Piece HF608W including Slips and Hearth, shown with optional Fire Basket WF200.

Tudor Chimney Piece HF608W

Incorporating Rose and Thistle Shields

Dimensions as HF603W/HF609W



Tudor Chimney Piece HF603W including Slips and Hearth, shown with optional Firebox X890.

Tudor Chimney Piece HF603W, HF609W

Manufactured with rebates for use with Slips and Hearth.

Options are as follows:

HF603W: Rose/Rose Shields
HF609W: Excluding Shields

For optional Firebox X890, see page 197.

Dimensions as HF601W/HF610W except: Depth: 190mm (7½")
Weight: 232kg (401 lb), Weight of slips: 127kg (280 lb)

TS Tech Sheet No. M35

Manor Chimney Piece

HF400W, HF405W, HF410W,
HF415W, HF420W, HF425W

The Manor Chimney Piece is available in six versions - all featuring a simple gothic arch with bold moulding to the legs. Inset fires not available.

Options are as follows:

HF400W: Manor including Hearth

HF405W: Manor, rebated including Slips and Hearth

HF410W: Manor, Plain including Hearth

HF415W: Manor, Plain rebated including Slips and Hearth

HF420W: Manor, Keystone including Hearth

HF425W: Manor, Keystone rebated including Slips and Hearth

Height: 978mm (38½")

Weight: 237kg (522 lb)

Width at base: 1268mm (50")

Hearth: 1370 x 450 x 63mm

Width of mantel: 1370mm (54")

(54" x 17¾" x 2½")

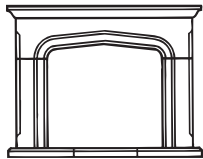
Height of opening: 731mm (28¾")

Weight of hearth: 72kg (159 lb)

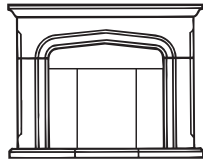
Width of opening: 838mm (33")

Weight of slips: 37kg (82 lb)

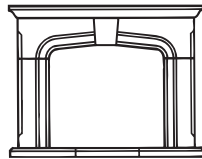
TS Tech Sheet No. M39



HF410W



HF415W



HF420W

Manor Chimney Piece HPF406 (USA only)

Hearth HPF441

Height of opening: 40"

Height: 52½"

Width of opening: 49½"

Width of mantel: 70⅞"

Weight: 715 lb



Manor Chimney Piece HF405W including Slips and Hearth, shown with optional Firebox X890.



Manor Chimney Piece HF400W inc. Hearth shown with Plaited Basket A510



Manor Chimney Piece, Keystone HF425W including Slips and Hearth

Tall Manor Chimney Piece HF401W, HF406W, HF411W, HF416W, HF421W, HF426W

An elegant, taller version of the popular Manor Chimney Piece design. Stoves not available.

Options are as follows:

- HF401W: Tall Manor, including Hearth
- HF406W: Tall Manor, rebated including Slips and Hearth
- HF411W: Tall Manor, Plain including Hearth
- HF416W: Tall Manor, Plain rebated including Slips and Hearth
- HF421W: Tall Manor, Keystone including Hearth
- HF426W: Tall Manor, Keystone rebated including Slips and Hearth
- HF4A: Back Hearth, HP450: Fireback Tiles

Dimensions as Manor Chimney Piece except: Height: 1149mm (45 1/4")
Height of opening: 896mm (35 1/4") Weight: 262kg (577 lb)



Tall Manor Chimney Piece, Plain HF411W including Hearth, with optional Back Hearth HF4A and Fireback Tiles HP450.



Tall Manor Chimney Piece HF401W including Hearth, with optional Back Hearth HF4A and Fireback Tiles HP450.

Small Manor Chimney Piece HF450W

A smaller version of the Manor Chimney Piece, featuring a simple gothic arch with bold moulding to the legs, supplied with Hearth.

- Height: 841mm (33 1/8")
- Width at base: 1098mm (43 1/4")
- Width of mantel: 1200mm (47 1/4")
- Height of opening: 600mm (23 5/16")
- Width of opening: 668mm (26 1/4")
- Weight: 130kg (286 lb)
- Hearth dims.: 1200 x 450 x 63mm (47 1/4" x 17 3/4" x 2 1/2")
- Weight of hearth: 72kg (159 lb)

TS Tech Sheet No. M38



Small Manor Chimney Piece HF450W including Hearth shown with non-standard Fire Basket.



Small Manor Chimney Piece HF450W inc. Hearth shown with optional Firebox X890

Manor House Chimney Piece HF500W, HF505W

A version of the popular Manor Chimney Piece designed for a narrower chimney-breast.

Options are as follows:

HF500W: Manor House, including Hearth

HF505W: Manor House, rebated including Slips and Hearth

Height: 969mm (38¹/₈"

Width at base: 1098mm (43¹/₄"

Width of mantel: 1200mm (47¹/₄"

Height of opening: 725mm (28¹/₂"

Width of opening: 668mm (26¹/₄"

Weight: 204kg (449 lb)

Hearth: 1200 x 450 x 63mm (47¹/₄" x 17³/₄" x 2¹/₂"

Weight of Hearth: 72kg (159 lb)

Weight of Slips: 36kg (78 lb)

TS Tech Sheet No. M37



Manor House Chimney Piece HF505W inc. Slips & Hearth, shown with optional Firebox X891. Image shows Vanbrugh Hearth. For standard Hearth see Tall Manor House below.

Manor House Chimney Piece

TLHF505W (Not illustrated)

Manufactured in the new TecLite material for lightness and easy installation. Supplied in just two component parts, the Hearth and the Fireplace including Slips, this surround is suitable for most Class 1 and Class 2 gas fires (refer to gas fire manufacturers written instructions for suitability). Not suitable for open or solid fuel fires.

Dimensions as Manor House Chimney Piece HF500W/HF505W except:

Weight inc. Hearth: 86kg (189 lb)

Hearth: 1200 x 410 x 65mm (47¹/₄" x 16¹/₈" x 2¹/₂"

Tall Manor House Chimney Piece

HF501W, HF506W

An elegant, taller version of the popular Manor House Chimney Piece. Stove not available.

Options are as follows:

HF501W: Tall Manor House, including Hearth

HF506W: Tall Manor House, rebated including Slips and Hearth

HF4A: Back Hearth

HP450: Fireback Tiles

Dimensions as Manor House Chimney Piece HF500W/HF505W except:

Height: 1149mm (45¹/₄"

Height of opening: 896mm (35¹/₄"

Weight: 233kg (513 lb)



Tall Manor House HF501W including reduced Hearth shown with optional Back Hearth HF4A and non-standard Fireback Tiles.

Vanbrugh Chimney Piece

HF630W, HF631W, HF632W, HF633W,
HF634W, HF635W, HF636W, HF637W

These versatile chimney piece designs were inspired by the works of Sir John Vanbrugh (1664-1726). A leading exponent in the English Baroque Movement, Vanbrugh is probably best known as the architect of Blenheim Palace. The chimney piece is available in eight variations – all featuring a bolection moulding around the chimney piece opening.

Options are as follows:

HF630W/1W/2W/6W: Vanbrugh Chimney Piece, rebated including Slips and Hearth, see photographs.

HF633W: as HF630W, no slip rebates including Hearth

HF634W: as HF631W, no slip rebates including Hearth

HF635W: as HF632W, no slip rebates including Hearth

HF637W: as HF636W, no slip rebates including Hearth

TS Tech Sheet No M32

Vanbrugh Chimney Piece HF630W
including Slips and Hearth shown
with optional Fire Basket WF100



Vanbrugh Chimney Piece HF631W including Hearth shown with optional non-standard Fire Basket and Slips by Haddoncraft Forge



Vanbrugh Chimney Piece HF632W
including Slips and Hearth, shown
with optional Fire Basket WF100



Vanbrugh Chimney Piece HF636W
including Slips and Hearth. Inset
fire not available

Height (HF630W/3W): 1363mm (53³/₄"

Height (HF631W/4W): 1240mm (48⁷/₈"

Height (HF632W/5W): 1083mm (42⁵/₈"

Height (HF636W/7W): 1165mm (45⁷/₈"

Width of base: 1275mm (50¹/₄"

Width of mantel (HF630W/1W/3W/4W): 1611mm (63¹/₂"

Width of mantel (HF632W/5W): 1275mm (50¹/₄"

Width of mantel (HF636W/7W): 1380mm (54⁵/₁₆"

Height of opening: 903mm (35¹/₂"

Width of opening: 915mm (36"

Weight (HF630W/3W): 254kg (559 lb)

Weight (HF631W/4W): 221kg (487 lb)

Weight (HF632W/5W): 109kg (240 lb)

Weight (HF636W/7W): 141kg (309 lb)

Hearth 1425 x 510 x 63mm (56¹/₄" x 20" x 2¹/₂"

Weight of Hearth: 105kg (232 lb)

Weight of Slips: 84kg (185 lb)

FIREPLACES & INTERIORS HEARTH

Haddonstone Hearths and Back Hearths

Haddonstone's Hearths and Back Hearths may be used in conjunction with a customer's own stove. All Hearths are shown with optional Back Hearth HF4A.

Hearth HF440

1370mm x 450mm x 63mm (54" x 17 1/2" x 2 1/2")



Hearth HF490

1200mm x 450mm x 63mm
(47 1/4" x 17 3/4" x 2 1/2")



Firebox X890

Firebox X890 25"
(Firebox X891 18" also available)

Hearth HF120

1425mm x 510mm x 63mm (56 1/8" x 20" x 2 1/2")

Ionian Smokers' Stand HA424S

An elegant design adapted from the Ionian Jardiniere (see page 17) for use by hotels, restaurants and retail premises, featuring a removable stainless steel sleeve for cleaning. Suitable for both interiors and exteriors.

Width of top: 500mm (19¾")

Height: 510mm (20 ⅛")

Weight: 106kg (233 lb)

(Registered Design No. 3010464)



Acanthus Table Lamp F100

An elegant table lamp with decorative acanthus-leaf mouldings.

Stonework height: 400mm (15¾")

Width at base: 205mm (8")

Weight: 9kg (20 lb)

Supplied with brass bayonet lamp holder, plug and approx. 2m (78") of cable (not USA). Shade not included.



Lion-head Table Lamp F250

This beautiful table lamp is embellished with four robust lion masks.

Stonework height: 475mm (18¾")

Width at base: 205mm (8")

Weight: 17kg (37 lb)

Supplied with brass bayonet lamp holder, plug and approx. 2m (78") of cable (not USA). Shade not included.



Small Elizabethan Smokers' Stand F320

A variation of the popular Elizabethan Smokers' Stand.

Supplied with brass ash-tray and handled bucket as standard. Also available without these inserts for use as a small planter.

Height: 348mm (13¾")

Width at top & base: 230mm (9")

Weight: 16kg (35 lb)



Elizabethan Smokers' Stand F300

A colonnette smokers' stand with interlaced strapwork design to the shaft and terminated by an octagonal base and capital. Supplied with brass ash-tray and handled bucket as standard. Also available without these inserts for use as a small planter.

Height: 570mm (22½")

Width at top & base: 230mm (9")

Weight: 30kg (66 lb)

Large Corinthian Table D451

Incorporating both a circular table top and a classically proportioned large Corinthian capital, this table can be used successfully in both interior and garden settings.

Table Top:

Diameter: 1370mm (54")

Thickness: 80mm (3 1/8")

Weight: 186kg (410 lb)

Support:

Height: 675mm (26 1/2")

Width at base: 700mm (27 1/2")

Weight of pedestal: 250kg (551 lb)



Scrolled Table Support F290

Ideal for use as a coffee table. Each support takes the form of a basketweave and artificial leaf design terminated by decorative volutes. For use as a pair.

Height: 405mm (16")

Length: 610mm (24")

Width: 230mm (9")

Weight (each): 58kg (128 lb)

Glass Table Top not supplied.



Haddonstone Table Support F270

This robust pedestal support features acanthus-leaf mouldings with diagonal fluting and stylised acanthus flowers. Can be used as a pair for either a desk or a table.

Height: 705mm (27 3/4")

Width at base: 255mm (10")

Length at base: 470mm (18 1/2")

Weight (each): 91kg (201 lb)

Glass Table Top not supplied.



HADDONSTONE

Vertrieb:



Knorr Gábor KG
Josef Kölbl Weg 3
A-8073 Feldkirchen bei Graz
0043 (0)316 902000
info@britishgarden.at
www.britishgarden.eu